


The ECHR

in facts & figures



EUROPEAN COURT OF HUMAN RIGHTS
COUR EUROPÉENNE DES DROITS DE L'HOMME

COUNCIL OF EUROPE



CONSEIL DE L'EUROPE

THE
EUROPEAN
COURT
OF HUMAN
RIGHTS

IN FACTS
& FIGURES

2015

This document has been prepared by the Public Relations Unit of the Court, and does not bind the Court. It is intended to provide basic general information about the way the Court works.

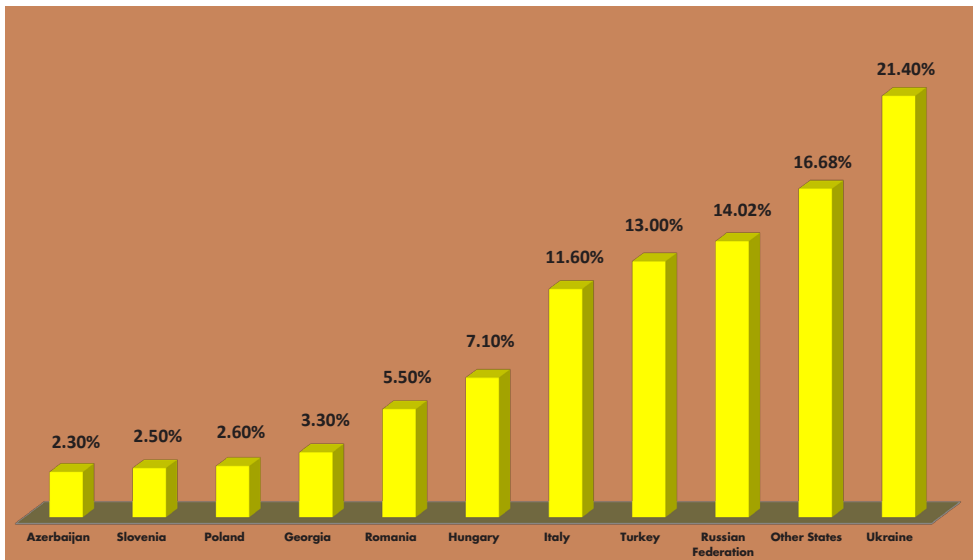
For more detailed information, please refer to documents issued by the Registry available on the Court's website: **www.echr.coe.int**

© European Court of Human Rights, March 2016

Pending allocated cases

Approximately 64,850 applications were pending before a judicial formation on 31 December 2015. Almost half of these applications had been lodged against one of the following 3 member States: Ukraine, the Russian Federation and Turkey.

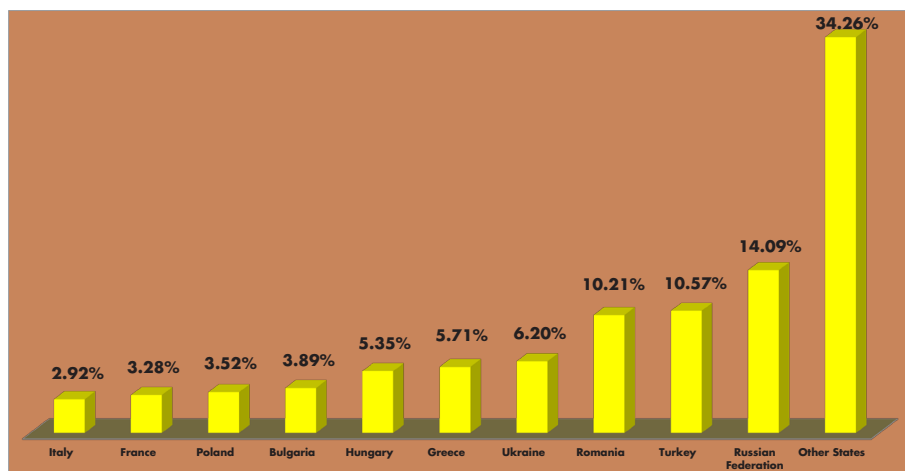
on 31 December 2015



Violation judgments by State in 2015

In 2015 nearly a third of the judgments delivered by the Court concerned 3 of the Council of Europe's 47 member States: the Russian Federation (116), Turkey (87) and Romania (84).

Of the total number of judgments delivered in 2015, the Court has found at least one violation of the Convention by the respondent State in 84% of the cases.



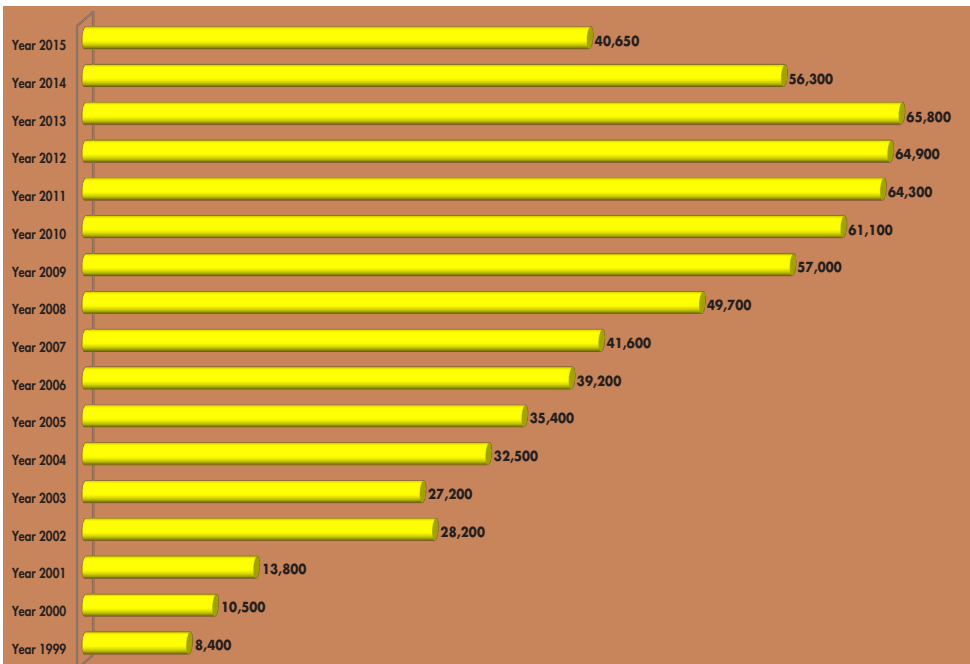
Since the Court was established in 1959, more than half of the judgments delivered by it have concerned 5 member States: Turkey (3,182), Italy (2,336), the Russian Federation (1,720), Romania (1,197) and Poland (1,099).

Applications allocated to a judicial formation

Applications which are allocated to a judicial formation are those for which the Court has received a correctly completed form, accompanied by copies of relevant documents.

These applications will be examined by a single judge, a Committee or a Chamber of the Court. These figures do not include applications which are at the pre-judicial stage (incomplete case file).

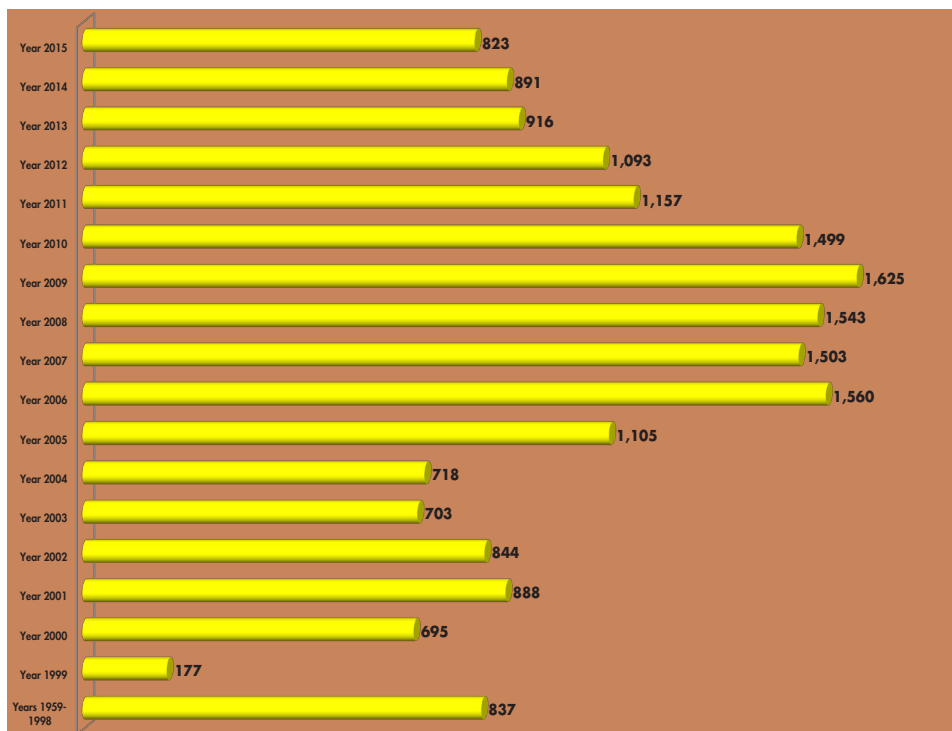
on 31 December 2015



Judgments delivered by the Court

In recent years the Court has concentrated on examining complex cases, and has decided to join certain applications which raise similar legal questions so that it can consider them jointly. Thus, although the number of judgments delivered each year is not increasing as rapidly as in the past, the Court has examined more applications.

In 2015 the Court delivered 823 judgments concerning 2,441 applications. A total of 45,576 applications were decided in 2015, through a judgment or decision, or by being struck out of the list.

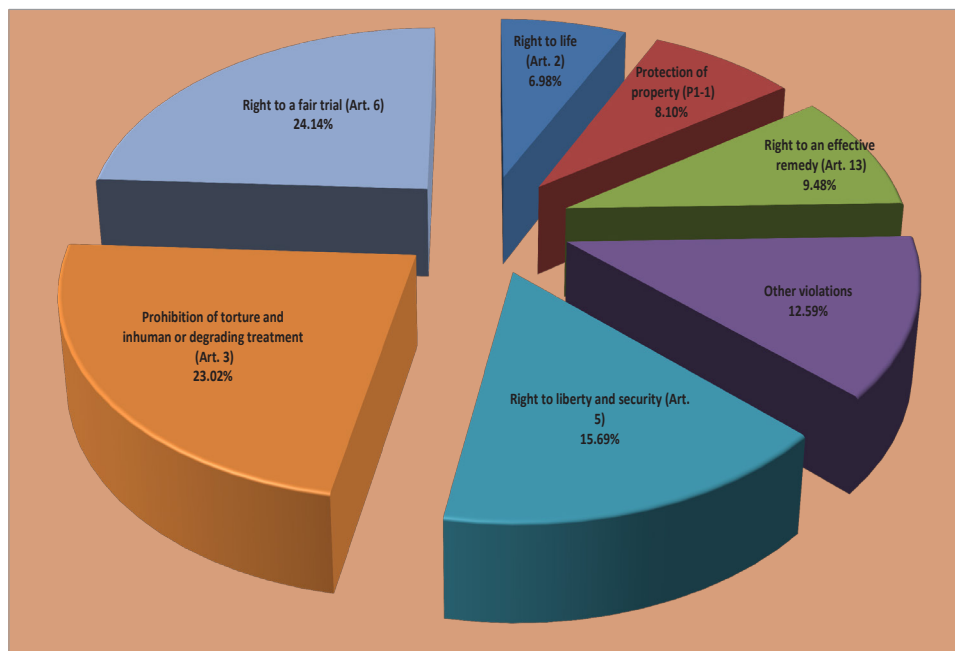


Subject-matter of the Court's violation judgments in 2015

In the judgments delivered by the Court in 2015, a fourth of the violations concerned Article 6 (right to a fair hearing), whether on account of the fairness or the length of the proceedings.

Furthermore, nearly 23% of the violations found by the Court concerned the prohibition of torture and inhuman or degrading treatment (Article 3). In addition, 15% of the violations found concerned the right to liberty and security (Article 5).

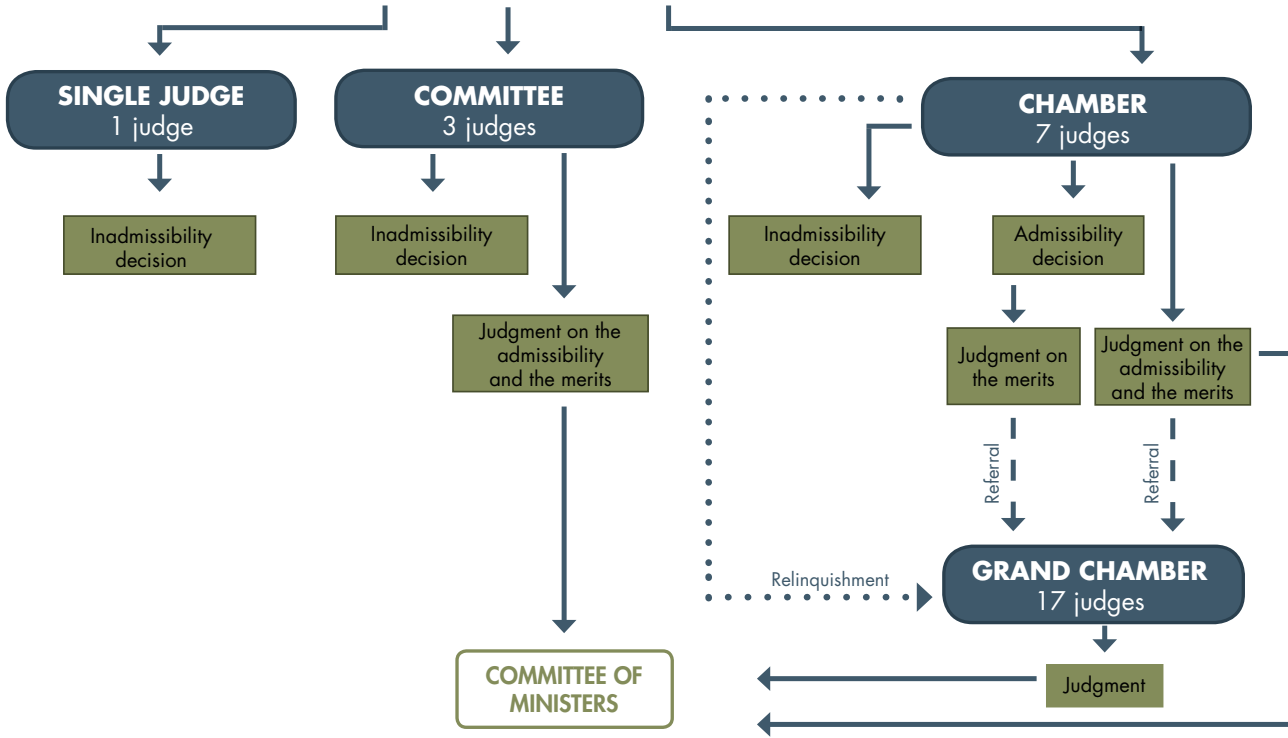
It should be noted that 30% of the findings of a violation concerned a serious breach of the Convention, namely the right to life or the prohibition of torture and inhuman or degrading treatment (Articles 2 and 3).



Throughput of applications in 2015

	Applications allocated to a judicial formation	Applications or inadmissible or struck out	Applications declared inadmissible	Judgment was delivered	Applications in which judgment was delivered	Total number of applications decided
	2015	2015	2015	2015	2015	2015
Albania	147		79		22	101
Andorra	6		6		0	6
Armenia	122		178		9	187
Austria	263		241		7	248
Azerbaijan	268		123		30	153
Belgium	202		198		19	217
Bosnia and Herzegovina	908		790		10	800
Bulgaria	1,031		1,176		37	1,213
Croatia	812		832		25	857
Cyprus	32		24		20	44
Czech Republic	340		403		4	407
Denmark	45		48		0	48
Estonia	190		181		5	186
Finland	177		256		7	263
France	1,088		1,156		33	1,189
Georgia	80		197		4	201
Germany	789		901		12	913
Greece	457		670		94	764
Hungary	4,235		1,363		88	1,451
Iceland	10		11		1	12
Ireland	18		16		0	16
Italy	1,935		4,438		25	4,463
Latvia	246		406		7	413
Liechtenstein	13		16		2	18
Lithuania	377		278		21	299
Luxembourg	22		24		1	25
Malta	24		30		7	37
Republic of Moldova	1,011		926		20	946
Monaco	9		8		0	8
Montenegro	129		452		7	459
Netherlands	496		552		0	552
Norway	73		78		1	79
Poland	2,182		2,254		31	2,285
Portugal	233		169		20	189
Romania	4,606		4,180		260	4,440
Russian Federation	6,009		6,553		160	6,713
San Marino	4		6		1	7
Serbia	1,236		2,491		121	2,612
Slovak Republic	353		344		15	359
Slovenia	212		248		15	263
Spain	553		668		4	672
Sweden	213		211		6	217
Switzerland	318		321		11	332
'The former Yugoslav Republic of Macedonia'	362		328		12	340
Turkey	2,208		3,060		158	3,218
Ukraine	6,010		5,712		81	5,793
United Kingdom	575		533		1,028	1,561
TOTAL	40,629		43,135		2,441	45,576

INDIVIDUAL APPLICATION



Violations by Article and by State¹

2015	Total number of judgments					Other Articles of the Convention																									
	Total	Total	Total	Total	Total	2	2	3	3	3	3	4	5	6	6	6	7	8	9	10	11	12	13	14	P1-1	P1-2	P1-3	P1-4			
Albania	7	7											2		1	5			1			1	2	4		5					
Andorra	0																														
Armenia	8	8							2	1			1	5					1			1	2	2		2					
Austria	8	5	2		1								1	1	2				1												
Azerbaijan	19	19							1	4			7	2					2			2	1		3		6		2		
Belgium	13	11	1	1					3	1	1		3	5									2								
Bosnia and Herzegovina	3	2	1										1						1							1					
Bulgaria	32	28	2		2		2	1	10	5			3	5		3		3	2	1				9		6		2			
Croatia	25	17	8				1		2	3			4	5					6							2					
Cyprus	6	5			1								8	1										1	1						
Czech Republic	4		2	2																											
Denmark	0																														
Estonia	5	3	2											2	1				1					1		1					
Finland	7	5	2												1						1								3		
France	27	17	10						2		3		2	6		1		1	1	3			1								
Georgia	4	2	1		1														1						2						
Germany	11	6	5										1	3					1		2			1							
Greece	47	43	4							12		1	5	5	20	1				1	2			24	1	1	1		1		
Hungary	44	42	2			1	1		6				3	1	21									12	2	9					
Iceland	1	1																			1										
Ireland	0																														
Italy	24	21	3						1	1	1		7	1		1	1	6						2		7			1		
Latvia	7	6			1				1				4						2		1										
Liechtenstein	2	2												1	1																
Lithuania	14	9	2	1	2				1					1				1	1						1	4					

Violations by Article and by State¹

2015	Total number of judgments					Other Articles of the Convention																									
	Total	Total	Total	Total	Total	2	2	3	3	3	3	4	5	6	6	6	7	8	9	10	11	12	13	14	P1-1	P1-2	P1-3	P1-4			
Luxembourg	1	1												2																	
Malta	5	3	2										3													1					
Republic of Moldova	19	18		1			2		5	2			4	2		3		3			1		3				5				
Monaco	0																														
Montenegro	4	3		1					2	2					1																
Netherlands	1			1																											
Norway	1	1												1																	
Poland	29	20	9						2	1			4	1	9	1		4		2			1		1						
Portugal	20	16	3	1	1	1							1	1	9			2	1					5		2					
Romania	84	72	5	1	6	1	6		27	13			3	13	7	5		4		2			2	3	7		2	1			
Russian Federation	116	109	6	1	15	20	4	44	20	8			58	19	6	8		6		1			22		15				5		
San Marino	1	1																1													
Serbia	17	16	1										1		1	15										14					
Slovak Republic	14	13		1									8	6	2			1					1		1						
Slovenia	14	13	1					2	3					3	6			2					3								
Spain	4	2	2						1					1																	
Sweden	6		4	2																											
Switzerland	10	3	7										1							2											
The former Yugoslav Republic of Macedonia ¹	12	11		1	1	1	1	4	4					5	2			1					1		1						
Turkey	87	79	3	5	4	13	2	11	14				14	20	8	1		5		10	7		4		6		1				
Ukraine	51	50	1			10	1	19	13				32	13	5			5		1		7							2		
United Kingdom	13	4	9										1		1			1									1				
Sub-total		694	100	8	25	23	58	10	157	88	12	1	182	131	104	45	2	61	2	28	14	0	110	10	94	1	12	5	10		
Total		823*																													

1. This table has been generated automatically, using the conclusions in the HUDOC database.

2. Other judgments: just satisfaction, revision, preliminary objections and lack of jurisdiction.

3. Cases in which the Court held there would be a violation of Article 3 if the applicant was removed to a State where he/she was at risk of ill-treatment.

4. Figures in this column may include conditional violations.

* Some judgments are against more than one State.

March 2016

European Court of Human Rights
Public Relations Unit
F-67075 Strasbourg cedex



www.echr.coe.int

